

SHEET TITLE: IM RH60-3--16S -TELSUP

DRWG. NO: IMRH6316S-TELSUP DRAWN BY: TAA

DATE: 08/06/07

SCALE: NTS

SPECIFICATIONS:

DIMENSIONS: 12' TO 22' H X 61" W X 73.5" D

MOTOR: N/A

CFM: N/A

CONSTRUCTION: 12 GA GALVANIZED STEEL TUBING
2" & 1.75" O.D.
50,000 PSI YIELD STRENGTH
53,000 PSI TENSILE STRENGTH
ALLIED TELSPAR OR
APPROVED EQUAL
12 GA X 2" GALVANIZED FLO-FORM
ANGLE SUPPORTS, (3 TYPICAL)
CEILING SUPPORTS, MATERIALS &
CONNECTIONS, NOT INCLUDED
1/4" POWDER COATED STEEL ANGLE
BRACKETS
FIELD VERIFY LOCATION, MATERIALS
& MOUNTING METHOD PRIOR TO
CONSTRUCTION.

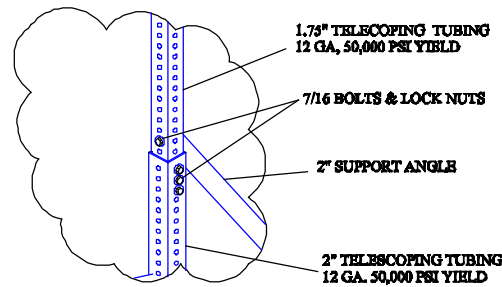
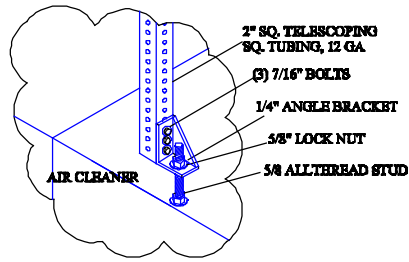
WEIGHT: 2" SQ TUBING - 2.80528 LB./FT
1.75" SQ TUBING - 2.43441 LB./FT
2" ANGLE - 1.31 LB./FT



INDUSTRIAL MAID

MFG. BY:

INDUSTRIAL MAID LLC
351 S. 12TH RD.
CORTLAND, NE 68331
Ph. (402) 798-7116
Fax (402) 798-7117
www.industrial-maid.com



DETAIL A - UNIT CONNECTION

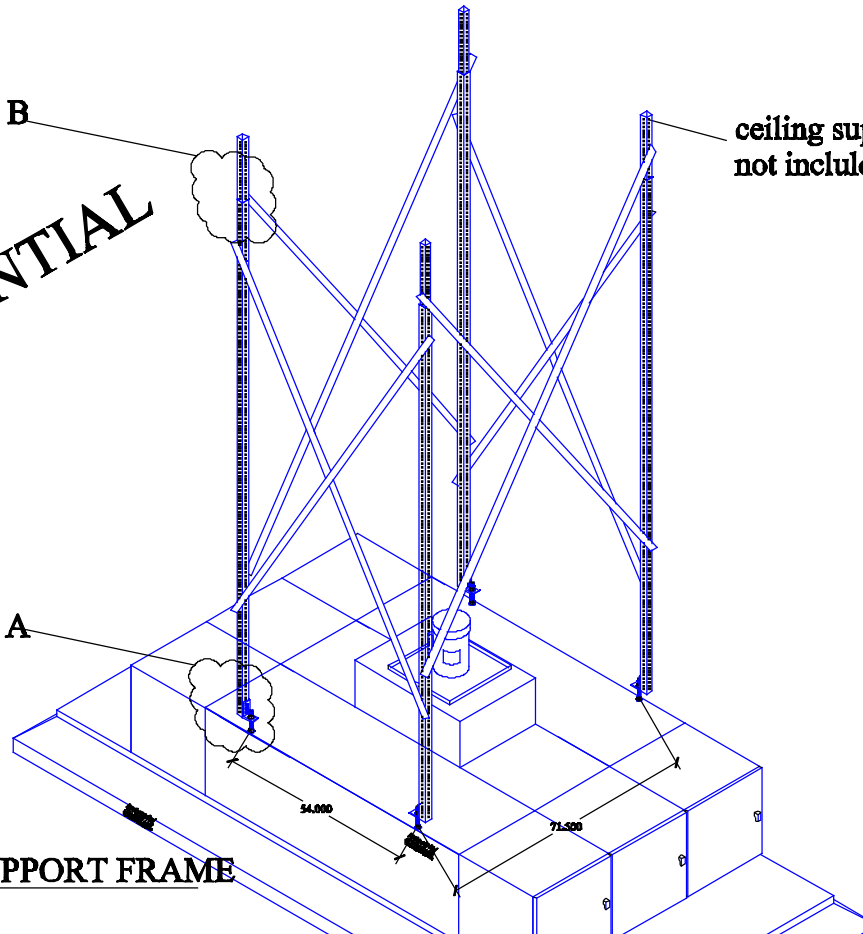
DETAIL B - TELESCOPING TUBE

DETAIL B

ceiling supports & connections
not included

DETAIL A

CONFIDENTIAL



TELESOPING HOOD SUPPORT FRAME

distributed by:

COPYRIGHT: This document and the information contained may not be reproduced or distributed without express written consent of INDUSTRIAL MAID. Unauthorized reproduction, disclosure, or manufacturing use are prohibited by copyright law.