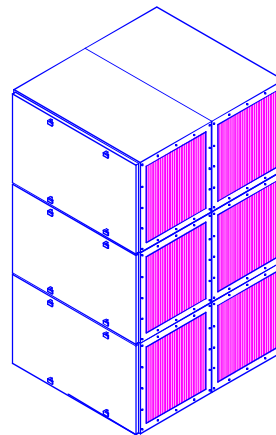
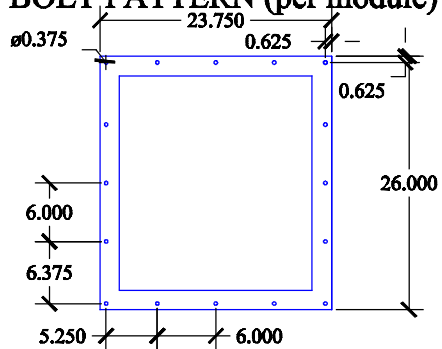


**TYPICAL INLET
BOLT PATTERN (per module)**

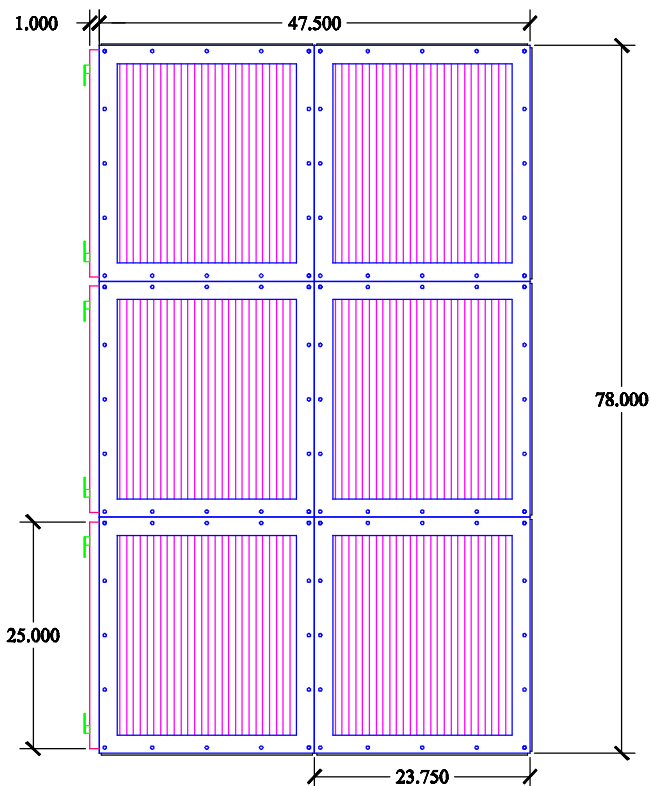


M36-3x2

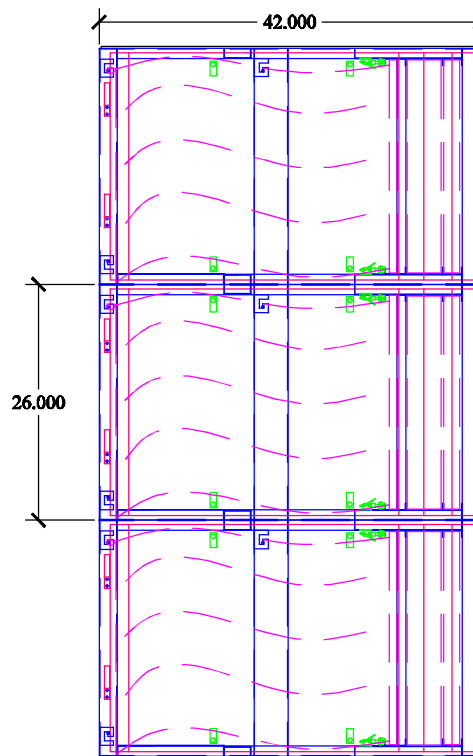
SHEET TITLE : **AZTech M36-3x2**
 DRWG. NO.: 3632-110106 DRAWN BY: TAA
 DATE: 11/01/06 SCALE: NTS

SPECIFICATIONS:

- DIMENSIONS:** 78"H X 42" W X 48.5" D
- CONSTRUCTION** 12 & 14 GA POWDER COATED STEEL FRAME. (3) 16 GA STEEL DOORS. 3/16 POLYETHYLENE PANELS. CAM LOCK DOOR LATCHES ADJUSTABLE COMPRESSION HINGE 4-WAY ALUMINUM EXHAUST GRILLE QUICK RELEASE FILTER CLAMPS
- STD. FILTERS:** (6) 4" PLEATED PREFILTERS
(6) 95% BAG FILTERS
- OPTIONAL FILTERS:** 65% BAG FILTER
26 LB CARBON MODULE
2" AL. MESH PREFILTER
2" BAFFLED PREFILTER
4" MIST ELIMINATOR
2" POLY PAD
99.97% HEPA AFTERFILTER
- OPTIONS:** EYEBOLTS (INSTALLED)
SILENCER
MAGNETIC PRESSURE GAUGE
MANOMETER
SOURCE CAPTURE PLENUM
DUAL DOORS
FULL CARBON STEEL CONST.
- WEIGHT:** 930 LBS. (STD)



INLET VIEW



SIDE VIEW

COPYRIGHT: This document and the information contained may not be reproduced or distributed without express written consent of INDUSTRIAL MAID. Unauthorized reproduction, disclosure, or manufacturing use are prohibited by copyright law.



INDUSTRIAL MAID
 INDUSTRIAL MAID LLC
 351 S. 12TH RD.
 CORTLAND, NE 68331
 Ph. (402) 798-7116
 Fax (402) 798-7117
 www.industrial-maid.com