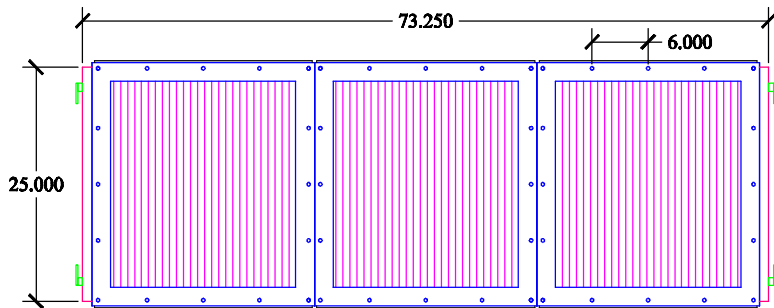
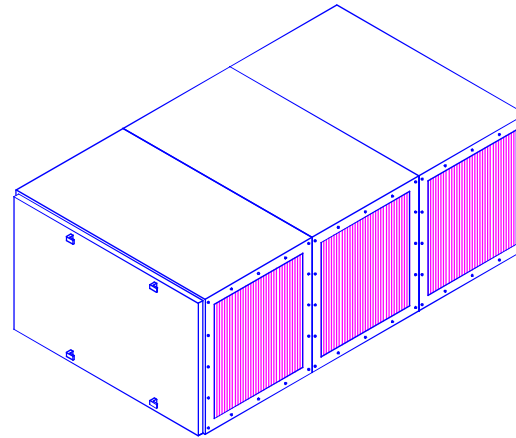
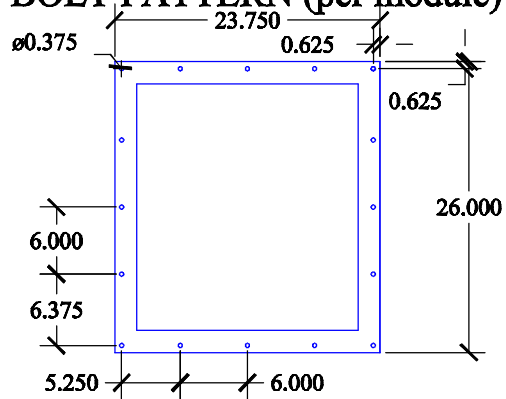
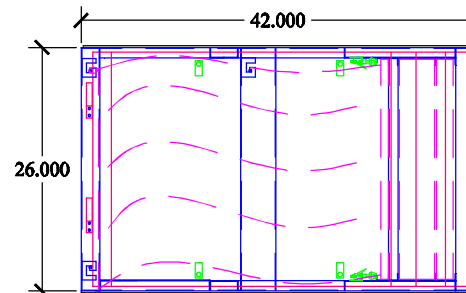


**TYPICAL INLET
BOLT PATTERN (per module)**



INLET VIEW



SIDE VIEW

SHEET TITLE : **AZTech M36x3**

DRWG. NO.: **363-042705** DRAWN BY: **TAA**

DATE: **04/27/05** SCALE: **NTS**

SPECIFICATIONS:

DIMENSIONS: 26"H X 42" W X 73.25" D

CONSTRUCTION 12 & 14 GA POWDER COATED STEEL FRAME. (2) 16 GA STEEL DOORS. 3/16 POLYETHYLENE PANELS. CAM LOCK DOOR LATCHES ADJUSTABLE COMPRESSION HINGE 4-WAY ALUMINUM EXHAUST GRILLE QUICK RELEASE FILTER CLAMPS

STD. FILTERS: (3) 4" PLEATED PREFILTERS (3) 95% BAG FILTERS

OPTIONAL FILTERS: 65% BAG FILTER. 26 LB CARBON MODULE 2" AL. MESH PREFILTER 2" BAFFLED PREFILTER 4" MIST ELIMINATOR 2" POLY PAD 99.97% HEPA AFTERFILTER

OPTIONS: EYEBOLTS (INSTALLED) SILENCER MAGNETIC PRESSURE GAUGE MANOMETER SOURCE CAPTURE PLENUM DUAL DOORS FULL CARBON STEEL CONST.

WEIGHT: 480 LBS. (STD)



INDUSTRIAL MAID
INDUSTRIAL MAID LLC
351 S. 12TH RD.
CORTLAND, NE 68331
Ph. (402) 798-7116
Fax (402) 798-7117
www.industrial-maid.com

COPYRIGHT: This document and the information contained may not be reproduced or distributed without express written consent of INDUSTRIAL MAID. Unauthorized reproduction, disclosure, or manufacturing use are prohibited by copyright law.