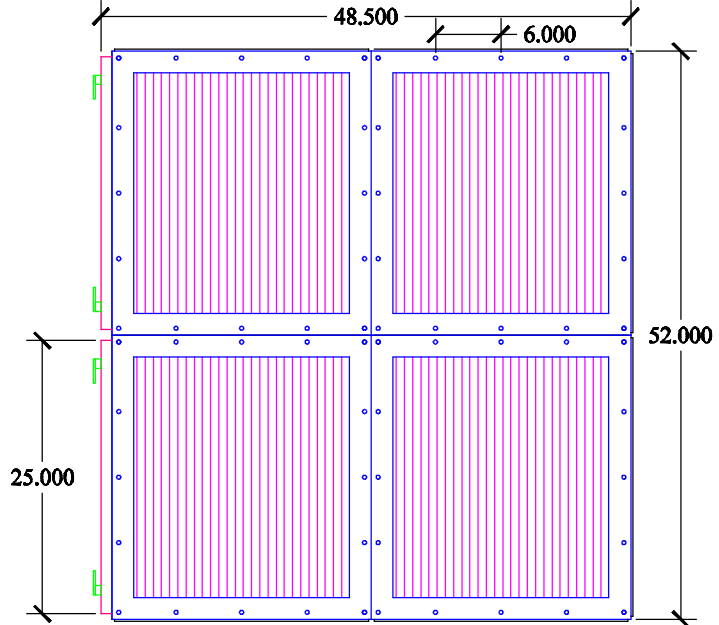
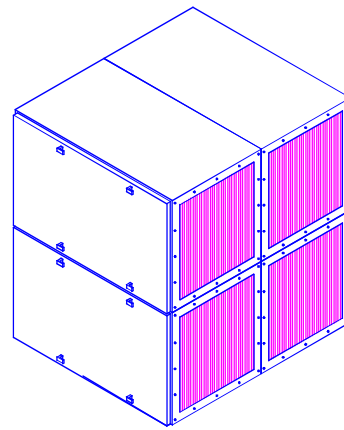
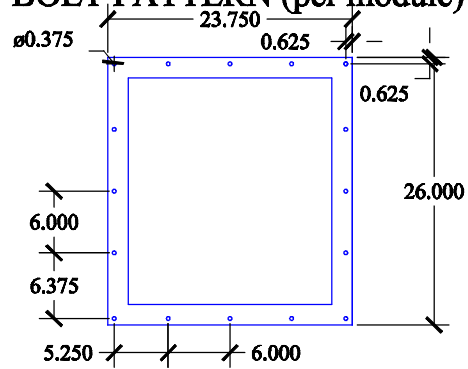
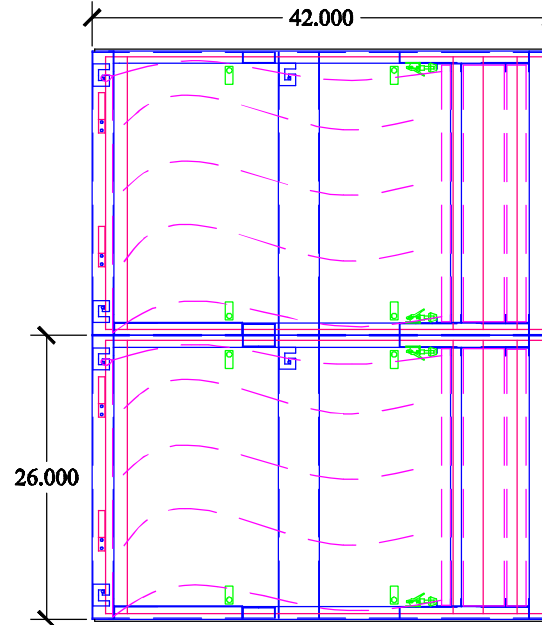


**TYPICAL INLET  
BOLT PATTERN (per module)**



**INLET VIEW**



**SIDE VIEW**

SHEET TITLE : **AZTech M36x4**

DRWG. NO.: **364-042705** DRAWN BY: **TAA**

DATE: **04/27/05** SCALE: **NTS**

**SPECIFICATIONS:**

**DIMENSIONS:** 52"H X 42" W X 48.5" D

**CONSTRUCTION** 12 & 14 GA POWDER COATED STEEL FRAME. (2) 16 GA STEEL DOORS. 3/16 POLYETHYLENE PANELS. CAM LOCK DOOR LATCHES ADJUSTABLE COMPRESSION HINGE 4-WAY ALUMINUM EXHAUST GRILLE QUICK RELEASE FILTER CLAMPS

**STD. FILTERS:** (4) 4" FLEATED PREFILTERS  
(4) 95% BAG FILTERS

**OPTIONAL FILTERS:** 65% BAG FILTER  
26 LB CARBON MODULE  
2" AL. MESH PREFILTER  
2" BAFFLED PREFILTER  
4" MIST ELIMINATOR  
2" POLY PAD  
99.97% HEPA AFTERFILTER

**OPTIONS:** EYEBOLTS (INSTALLED)  
SILENCER  
MAGNETIC PRESSURE GAUGE  
MANOMETER  
SOURCE CAPTURE PLENUM  
DUAL DOORS  
FULL CARBON STEEL CONST.

**WEIGHT:** 610 LBS. (STD)



**INDUSTRIAL MAID**  
INDUSTRIAL MAID LLC  
351 S. 12TH RD.  
CORTLAND, NE 68331  
Ph. (402) 798-7116  
Fax (402) 798-7117  
www.industrial-maid.com

**COPYRIGHT:** This document and the information contained may not be reproduced or distributed without express written consent of INDUSTRIAL MAID. Unauthorized reproduction, disclosure, or manufacturing use are prohibited by copyright law.