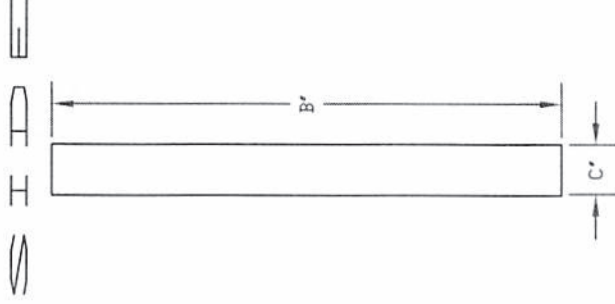
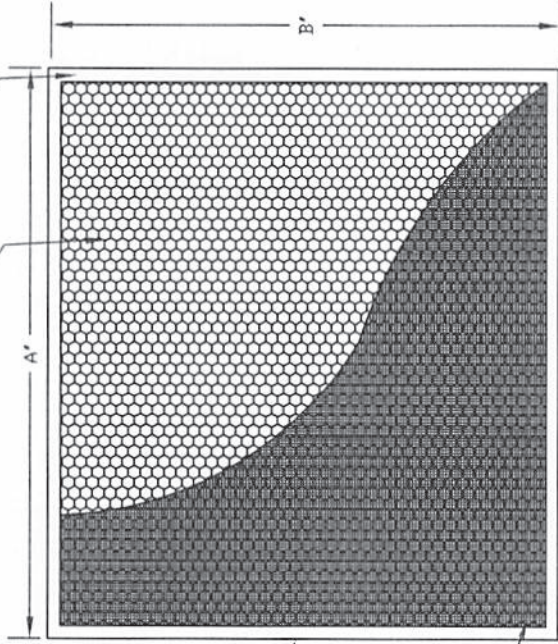



AIR INLET #2  
FACE LEG MAY VARY FROM .375" TO .750" +/- .032  
DEPENDENT ON THICKNESS OF FRAME



AIR OUTLET



NOTES:  
MATERIALS MAY VARY IN COLOR FROM PART TO PART  
POP RIVET HOLE FOR 1/8" RIVET  
MAY VARY IN QUANTITY  
SO TO FRAME THICKNESS

APPROVED SIGNATURE \_\_\_\_\_ DATE: \_\_\_\_\_

**SPECIFICATIONS**

TOLERANCE: A, B +0/-1/8 C +0/-1/32  
DIMENSIONS: A X B X C

**DIMENSIONS**

A	23 3/8
B	23 3/8
C	1 7/8

- #1 FRAME MATERIAL:  
ELECTRO TIN PLATE (26 GAUGE)
- #2 CORRUGATED:  
HONEYCOMB SEPERATOR  
FILLED WITH SELECTED MEDIA
  - COCONUT SHELL CARBON
  - 50/50 BLEND CARBON / POTASSIUM
  - POTASSIUM PERMANGANATE
  - SPECIAL MEDIA-

- #3 SCREEN MATERIAL:  
FIBERGLASS WIRECLOTH

- #4 26GA. EXPANDED METAL  
SOME FILTER MAY HAVE EXPANDED  
ATTACHED FOR SECURED RIGIDITY

**FILLING INFO**

FILL %	25 %	50 %	75 %	100 %
				<input checked="" type="checkbox"/>

TITLE: **DISPOSABLE PANEL**

CUSTOMER PO# **INDUSTRIAL MAID**

PART NO. **99-2-05-13D-02-24242**

DRAWN: HLF SCALE: NTS DATE: 4/19/17



51529 Birch St.  
New Baltimore, MI 48047  
(586) 725-0192